

Logging into Claimant Portal with ID.me

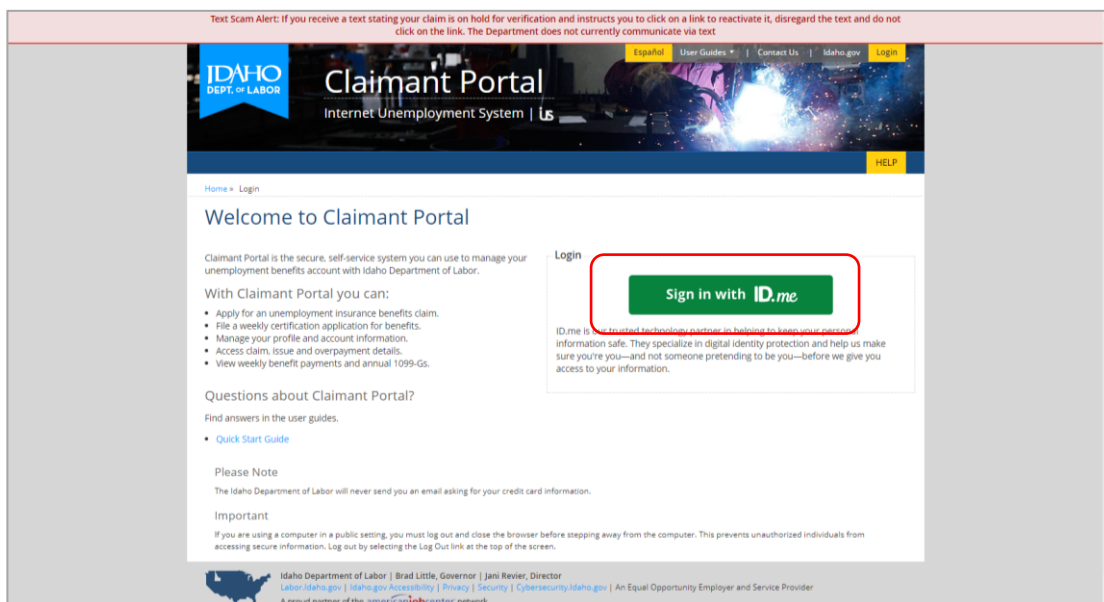
All unemployment insurance claimants are required to sign in to ID.me before accessing Claimant Portal. Using ID.me to verify your identity helps us make sure you are you and not someone pretending to be you.

You will need to sign into ID.me each time you use Claimant Portal. After typing in your email address and password, you will be prompted to complete the process by entering a unique code sent by ID.me to your cell phone. *If you do not have a cell phone, you can visit a Department of Labor office to sign in and complete the process. To find the closest location near you, visit labor.idaho.gov/officedirectory.*

Once you have completed the identity verification process, you will be able to use Claimant Portal just like you normally do.

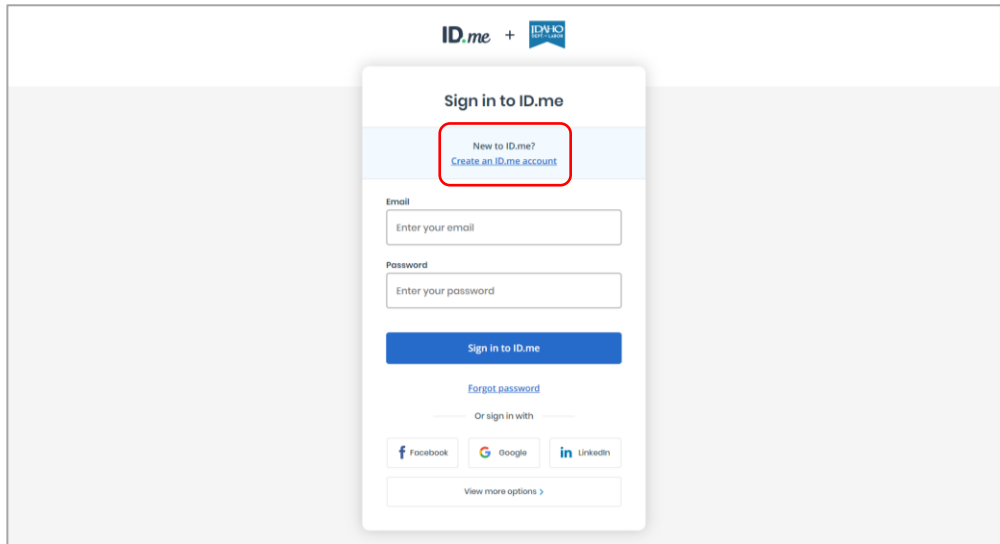
Please use the following steps to log in.

1. Go to Claimant Portal at labor.idaho.gov/claimantportal to see this screen.
2. Click on the button "Sign in with ID.me"

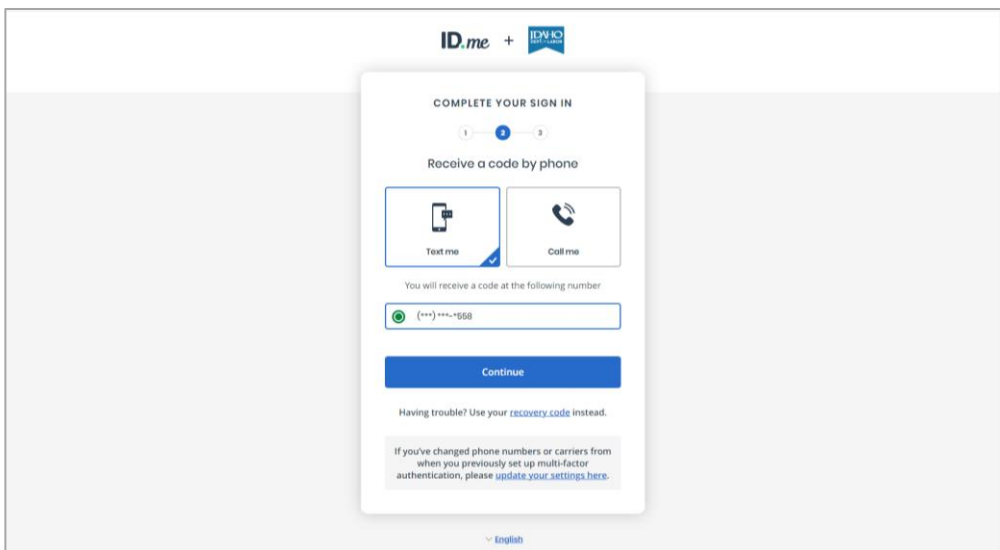


3. The screen below will appear, which is where you will type in your email address and password and click the "Sign in to ID.me" button.

If you do not have an ID.me account, click on "Create an ID.me account" on this screen and follow the online instructions.

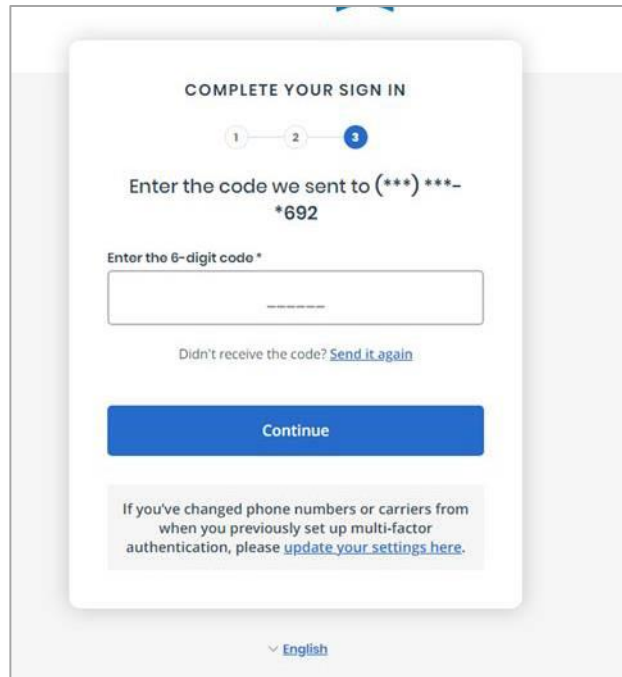


4. After you have signed in to ID.me, the next screen you will see is where you can choose how you want to receive the sign in code.

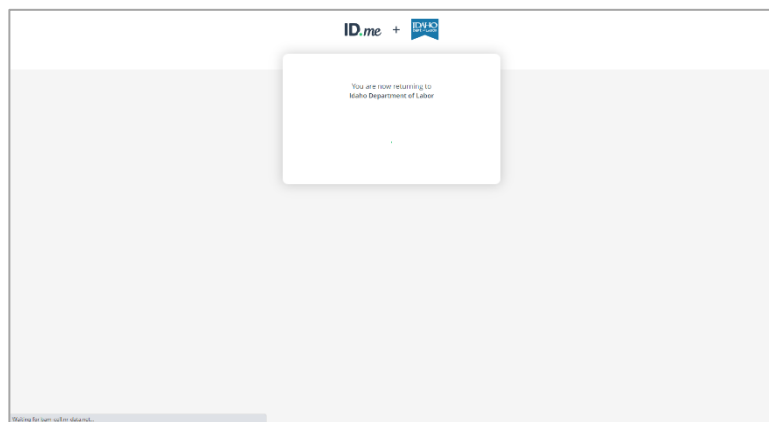


5. After you choose and click the "Continue" button, you will receive the code for the current session either through text or phone call before you see the following screen (on page 3).

6. Enter the code you received and click the "Continue" button.



7. You will see the screen below momentarily, then the Claimant Portal screen will open.



8. You are now logged into [Claimant Portal](#) and can access all of your information as normal.