

# 2023 Idaho Census of Fatal Occupational Injuries

**Therese Schumacher, senior research analyst**

Idaho Department of Labor

Research and Analysis

Acknowledgements:

Les Smart, senior research analyst

Henry Nyguen, principal research analyst

February 2025

**IDAHO**  
DEPARTMENT OF LABOR  
BRAD LITTLE, GOVERNOR  
JANI REVIER, DIRECTOR



# Contents

- Background ..... 2
- Methodology ..... 3
- Revision of classification systems..... 3
- Executive summary ..... 4
- Census of Fatal Occupational Injuries: Idaho 2023 ..... 5
  - Figure 1: Workplace death by year, Idaho 1992-2023 ..... 5
- Fatal occupational industries by event..... 6
  - Figure 2: Fatal occupational injuries by event or exposure, Idaho 2023..... 6
- Fatal occupational injuries by industry..... 7
  - Figure 3: Fatal occupational injuries by industry, Idaho 2023 ..... 7
- Fatal occupational injuries by occupation..... 8
  - Figure 4: Fatal occupational injuries by occupation, Idaho 2023 ..... 8
- Fatal occupational industries by worker characteristic..... 9
  - Table 1: Age range and fatal occupational injuries ..... 9
- Fatal occupational industries by location..... 10
  - Figure 5: Fatal occupational injuries by location, Idaho 2023 ..... 10

## Background

The Bureau of Labor Statistics (BLS) Census of Fatal Occupational Injuries (CFOI) produces comprehensive, accurate and timely counts of fatal work injuries. CFOI is a federal-state cooperative program that has been implemented in all 50 states and the District of Columbia since 1992. To compile counts that are as complete as possible, the census uses multiple sources to identify, verify and profile fatal worker injuries.

Information about each workplace fatal injury — including occupation and other worker characteristics, equipment involved and circumstances of the event — is obtained by cross-referencing the source records, such as death certificates, workers' compensation reports and federal and state agency administrative reports. To ensure fatal injuries are work-related, cases are substantiated with two or more independent source documents, or a source document and a follow-up questionnaire.

The CFOI program releases compiled data annually for the preceding calendar year. These data are used by safety and health policy analysts and researchers to help prevent fatal work injuries by:

- Informing workers of life-threatening hazards associated with various jobs.
- Promoting safer work practices through enhanced job safety training.
- Assessing and improving workplace safety standards.
- Identifying new areas of safety research.

The National Safety Council adopted the CFOI figure beginning with the 1992 data year as the authoritative count for work-related deaths in the United States.

## Methodology

Each December, federal BLS personnel release compiled statistics to state partners. It takes the form of two sets of tables numbered 600 and 610. The 600 set contains the following tables:

- A1 – Fatal occupational injuries by industry.
- A5 – Fatal occupational injuries by occupation.
- A7 – Fatal occupational injuries by worker characteristics (demographics).
- A9 – Fatal occupational injuries by major private industry division.

The tables in the 610 set represent data processed for each of the above areas to assist with the creation of data visualizations. Staff from the Research and Analysis Bureau at the Idaho Department of Labor cleaned the BLS data and reproduced the tables to generate their own data visualizations.

Not all data reported will sum to the 48 deaths. This occurs because the data may not have been recorded (for example, race, sex or event type) or to protect the confidentiality of either the worker or the employer.

## Revision of classification systems

The 2022 North American Industry Classification System (NAICS) and the updated Occupational Injury and Illness Classification System (OIICS) were implemented in this release of 2023 data.

The NAICS 2022 update resulted in minor revisions within five industries, as well as major revisions within the retail trade and information sectors. More information is available at [census.gov/naics](https://www.census.gov/naics).

Comparison of industry data using NAICS 2022 with prior NAICS coding structures should be made with caution. For a concordance of 2017 NAICS to 2022 NAICS see [census.gov/naics/concordances/2022 to 2017 NAICS.xlsx](https://www.census.gov/naics/concordances/2022%20to%202017%20NAICS.xlsx). Industry sector level comparisons made in this publication are included where the 2017 NAICS is comparable to 2022 NAICS.

## Executive summary

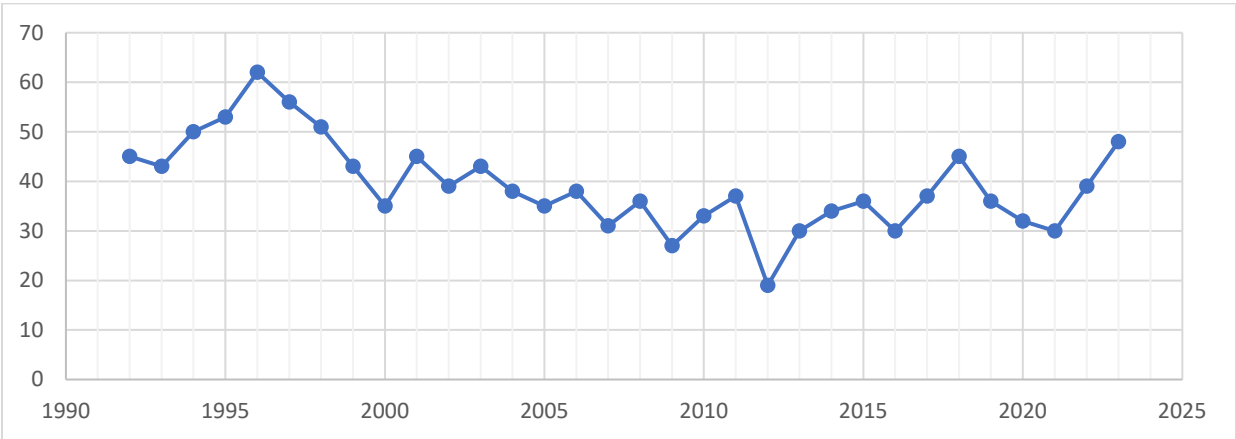
- Idaho had 48 workplace fatalities in 2023, which is a 23% increase from last year in which there were 39 deaths.
- Transportation incidents were the most frequent type of fatal event, accounting for 50% of all occupational fatalities in Idaho in 2023.
- Of all workplace deaths in Idaho in 2023, 71% occurred among white workers.

# Census of Fatal Occupational Injuries: Idaho 2023

BLS researchers documented 48 fatal occupational injuries in Idaho in 2023. This represents a 23% increase from 2022 and a 60% increase from 2021. Within the last decade, 2023 had the highest number of deaths (2018 was the previous highest at 45 deaths) with 92% occurring among wage and salaried workers and the remainder among the self-employed.

While this is a significant increase from last year, it is not the deadliest year for Idaho, which was 1996 with 62 deaths. However, Idaho is still experiencing a slight decrease in overall deaths. Over the last decade, the year with the fewest occupational fatalities was a tie between 2016 and 2021 with 30 deaths each.

Figure 1: Fatal workplace injuries by year, Idaho 1992-2023

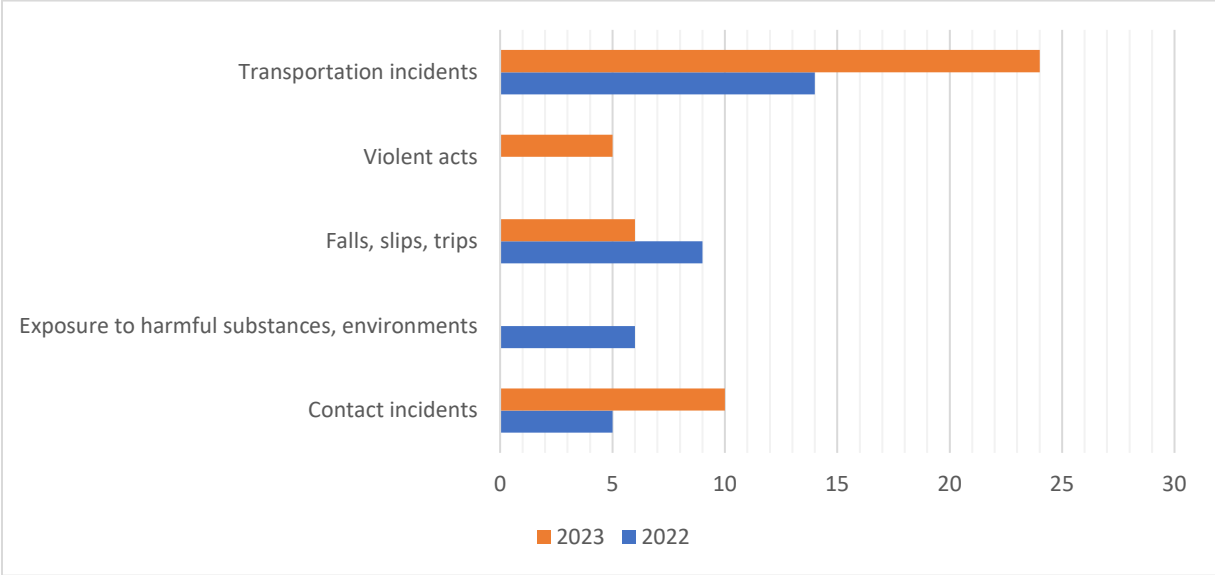


Source: Data compiled from BLS CFOI data by IDOL Research and Analysis Bureau

# Fatal workplace industries by event

Transportation related incidents caused 50% of recorded workplace deaths in Idaho in 2023. This is a 71% increase from 2022. Contact incidents were the second most common cause of death at approximately 21%, which is a 100% increase from last year. The falls, slips, trips category is down 33% from last year with six incidents accounting for approximately 13% of fatalities. Violent acts accounted for 10% of all fatalities. There were either no deaths or no publishable deaths related to violent acts last year and therefore it is not possible to tell the percentage change year over year.

Figure 2: Fatal workplace injuries by event or exposure, Idaho 2023



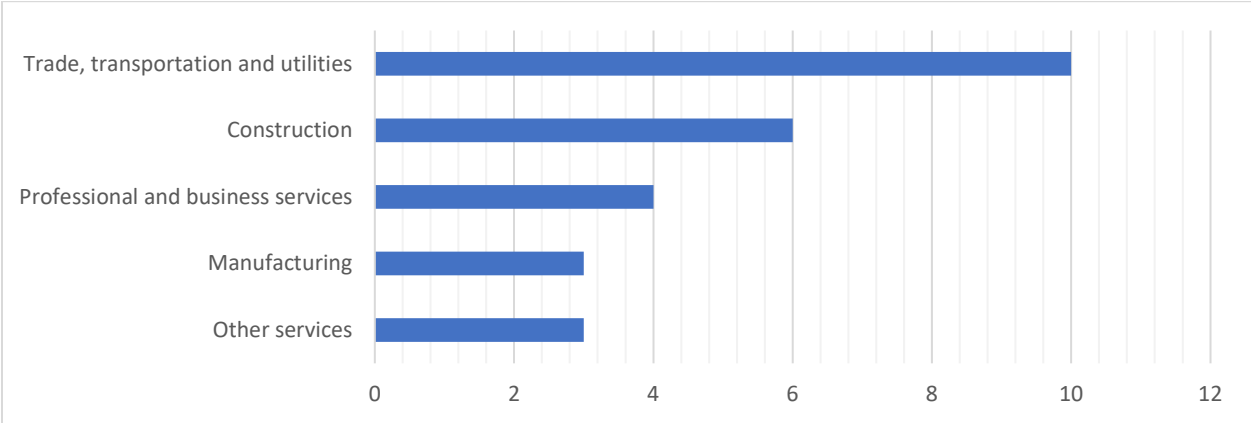
Source: BLS CFOI data TABLE A-9. Fatal occupational injuries by event or exposure for all fatal injuries and major private industry sector, Idaho, 2023

# Fatal workplace injuries by industry

In 2023, a majority of fatalities were in the trade, transportation, and utilities industry, which represents 21% of all fatalities. Last year, the natural resources and mining industry had the highest number of deaths, but the total for this industry is not publishable this year. However, deaths caused by transportation incidents in the natural resources and mining industry and trade, transportation, and utilities industry were provided as seven and nine, respectively. Three of the 10 total fatalities for the trade, transportation, and utilities industry were caused by a roadway collision with other vehicles.

The construction industry accounted for six deaths, or approximately 13% of fatalities — three of which were attributed to falls, slips or trips. The professional and business services industry had four fatalities, while the manufacturing industry and other services industry both had three fatalities each.

**Figure 3: Fatal workplace injuries by industry, Idaho 2023**



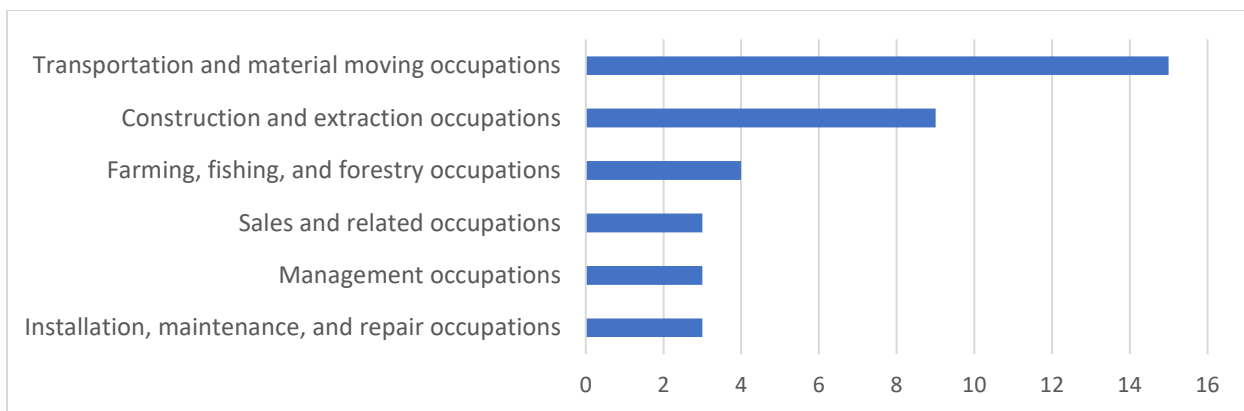
Source: BLS CFOI data TABLE A-1 and Chart 7. Fatal occupational injuries by industry and event or exposure, Idaho, 2023.

## Fatal workplace injuries by occupation

The occupational group with the most injuries in 2023 was transportation and material moving at 15 injuries and 31% of all fatalities — a 67% increase from the previous year. Additionally, of the 15 fatalities for this group in 2023, 12 were classified as a transportation incident. This means 80% of the fatalities where the worker’s job title had something to do with transportation and materials moving died because of a transportation incident.

The occupational group with the second most fatalities in 2023 was construction and extraction with nine fatalities (approximately 19% of all fatalities) in which three were related to transportation incidents. Farming, fishing, and forestry occupations saw four fatalities (representing 8% of all fatalities) — all of which happened to those with the miscellaneous agricultural worker job title. Sales and related occupations; management occupations; and installation, maintenance, and repair occupations all had three fatalities each — a significant decrease from 2022 for the last two. The sales and related occupations category, however, was either not publishable or represented in the 2022 data.

**Figure 4: Fatal workplace injuries by occupation, Idaho 2023**



Source: BLS CFOI data TABLE A-5. Fatal occupational injuries by occupation and event or exposure, Idaho, 2023.

# Fatal occupational industries by worker characteristic

In 2023, there were no publishable data on the sex of workers who died from fatal workplace injuries. This has been done in order to protect the integrity and the privacy of the people who have lost their lives in on-the-job accidents. While sex data alone is not enough to identify an individual person, when combined with the rest of the information in this report, it could lead to an individual being identified. Therefore, sex data on workers will not be included this year. To read more about the sex of workers and worker fatalities in Idaho, past CFOI reports from the department provide a breakdown.

Consistent with prior years, the majority of workplace fatalities in Idaho happened among white workers at 71% (34 out of 48 recorded) and Hispanic workers at 21% (10 out of 48). The number of fatalities in other race or ethnic origin categories was unknown or did not meet publication criteria. For white workers, 50% of fatalities were transportation incidents and approximately 21% were contact incidents. For Hispanic workers, 30% of fatalities were transportation incidents and an additional 30% were contact incidents.

Consistent with prior years, 2023 workplace fatalities were dispersed across age ranges as depicted in the table below. However, overwhelmingly, transportation incidents were the leading cause in almost every age group. Of all fatalities for the 20-24 and 35-44 age ranges, approximately 60% involved transportation incidents; for the 25-34 age range, approximately 43%; for the 45-54 age range, approximately 38%; and for those 65 years and older, approximately 50%. The outlier, the 55 to 64 age range, experienced 43% of its fatalities from contact incidents.

**Table 1: Age range and fatal workplace injuries**

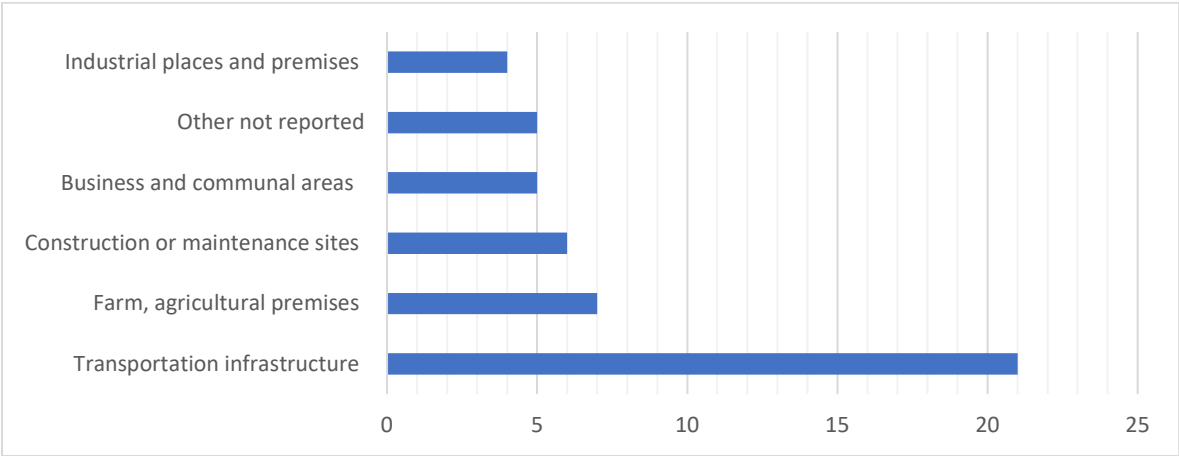
25 to 34 years	7
45 to 54 years	8
65 years and over	8

Source: BLS CFOI Data TABLE A-7 Worker characteristics by event or exposure, Idaho 2023

# Fatal workplace industries by location

The number of fatalities by location are, in descending order: transportation infrastructure at 21 fatalities; farm, agricultural premises with seven fatalities; construction or maintenance sites with six fatalities; business and communal areas and other/not reported areas with five fatalities each; and industrial places and premises with four fatalities.

Figure 5: Fatal workplace injuries by location, Idaho 2023



Source: BLS CFOI Data 610, from data set Fatal work injuries by location, all ownerships, Idaho, 2023 (48 total fatal injuries)

# IDAHO

DEPARTMENT OF LABOR

BRAD LITTLE, GOVERNOR

JANI REVIER, DIRECTOR

A proud partner of the  **americanjobcenter** network.

This publication is funded by the U.S. Department of Labor for SFY25 as part of the Census of Fatal Occupational Injuries (50%) and state/nonfederal funds (50%) totaling \$32,400. The Idaho Department of Labor is an equal opportunity employer and service provider. Reasonable accommodations are available upon request. Dial 711 for Idaho Relay Service.

February 2025